

GRIPPER SWIVEL CONTACT BOLTS

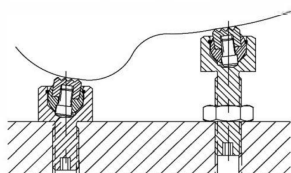
BODY: STEEL, CASE HARDENED, BLACK OXIDE FINISH

O-RING: RUBBER

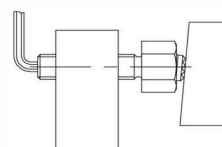
SERRATED SWIVEL BALL: HIGH-SPEED TOOL STEEL, BLACK OXIDE FINISH

FLAT SWIVEL BALL: STEEL, HARDENED, BLACK OXIDE FINISH

FLAT DELRIN® SWIVEL BALL: WHITE DELRIN® 500



Gripper Swivel Contact Bolts are ideal as either fixed or adjustable supports under workpieces with curved or sloped surfaces.



Gripper Swivel Contact Bolts can also be used as screw clamps by turning them with a hex wrench (large sizes only).



**Hardened
Tool Steel
(Serrated)**



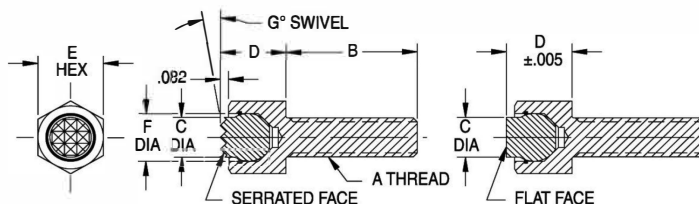
**Hardened
Steel
(Flat)**



**Delrin®
(Flat)**

Mini Sizes

Mini threaded contact bolt with a built-in swivel ball held by a retaining ring. Choose from the three gripper types shown, serrated or flat. The gripper face is machined directly on the swivel ball. A positive stop prevents the ball from swiveling too far. Can be used as a contact bolt, or as a support. Available in thread sizes from #10-32 to 5/16-18 (M6 to M8 in metric), most in a choice of several lengths.



MINI — COMPLETE ASSEMBLY (INCH)

PART NO. — COMPLETE			A	B	C DIA	D	E	F DIA	G	SERRATIONS	
HARDENED TOOL STEEL (SERRATED)	HARDENED STEEL (FLAT)	DELIRIN® (FLAT)									
CL-305-GSB	CL-305-GBF	CL-305-GBFN	#10-32	1/2	5/32	5/16	3/8	3/16	14°	Super Fine	.062x90°
CL-405-GSB	CL-405-GBF	CL-405-GBFN	1/4-20	1/2	1/4	3/8	7/16	9/32			
CL-410-GSB	CL-410-GBF	CL-410-GBFN		1							
CL-415-GSB	CL-415-GBF	CL-415-GBFN		1-1/2							
CL-505-GSB	CL-505-GBF	CL-505-GBFN	5/16-18	1/2	5/16	7/16	1/2	3/8		Extra Fine	.094x90°
CL-510-GSB	CL-510-GBF	CL-510-GBFN		1							
CL-515-GSB	CL-515-GBF	CL-515-GBFN		1-1/2							

MINI — COMPLETE ASSEMBLY (METRIC)

PART NO.	A THREAD	THREAD PITCH (mm)	B (mm)	C DIA (mm)	D (mm)	E (mm)	F DIA (mm)	G	SERRATIONS	SERRATION DIMENSIONS (mm)
CLM-612-GSB	M6	1	12	6	9.5	10	7	14°	SUPER FINE	1.6x90°
CLM-625-GSB	M6	1	25	6	9.5	10	7	14°	SUPER FINE	1.6x90°
CLM-640-GSB	M6	1	40	6	9.5	10	7	14°	SUPER FINE	1.6x90°
CLM-812-GSB	M8	1.25	12	8.5	13	13	10	12°	EXTRA FINE	2.4x90°
CLM-825-GSB	M8	1.25	25	8.5	13	13	10	12°	EXTRA FINE	2.4x90°
CLM-840-GSB	M8	1.25	40	8.5	13	13	10	12°	EXTRA FINE	2.4x90°